



潤泰集團

潤泰全球股份有限公司
RUENTEX INDUSTRIES LTD.

(股票代號：2915)



Presenter : Vice President Tim Lee

2025/11

- ◆ The Company has not issued a financial forecast. The information contained in this document regarding the Company's financial, Business description involved in the future business and industry development . The views of the exhibition may differ from the actual results of the future.
- ◆ The financial information disclosed in this document is not fully audited or reviewed by a CPA. The complete contents and data shall be determined according to the financial statement.

1. Company Overview
2. Financial Overview
3. Textile Trading Business
4. Retail Business
5. Hyper Market Business
6. Life Insurance Business
7. Investment Catalysts
8. Q & A



Company Overview

- Established In 1976
- Chairman: Mr. Hsu Sheng-Yu
- President: Ph. D. Hans Hsu
- Capitalization: TWD 11.0bn
- Total consolidated assets:
TWD 101.7bn(2025Q2)
- Market Cap.: TWD 59.5bn (2025/10/31)
- Main growth drivers :
 - Textile Trade 、 Brands & Retail business
 - Life insurance business 、
Ruentex Development

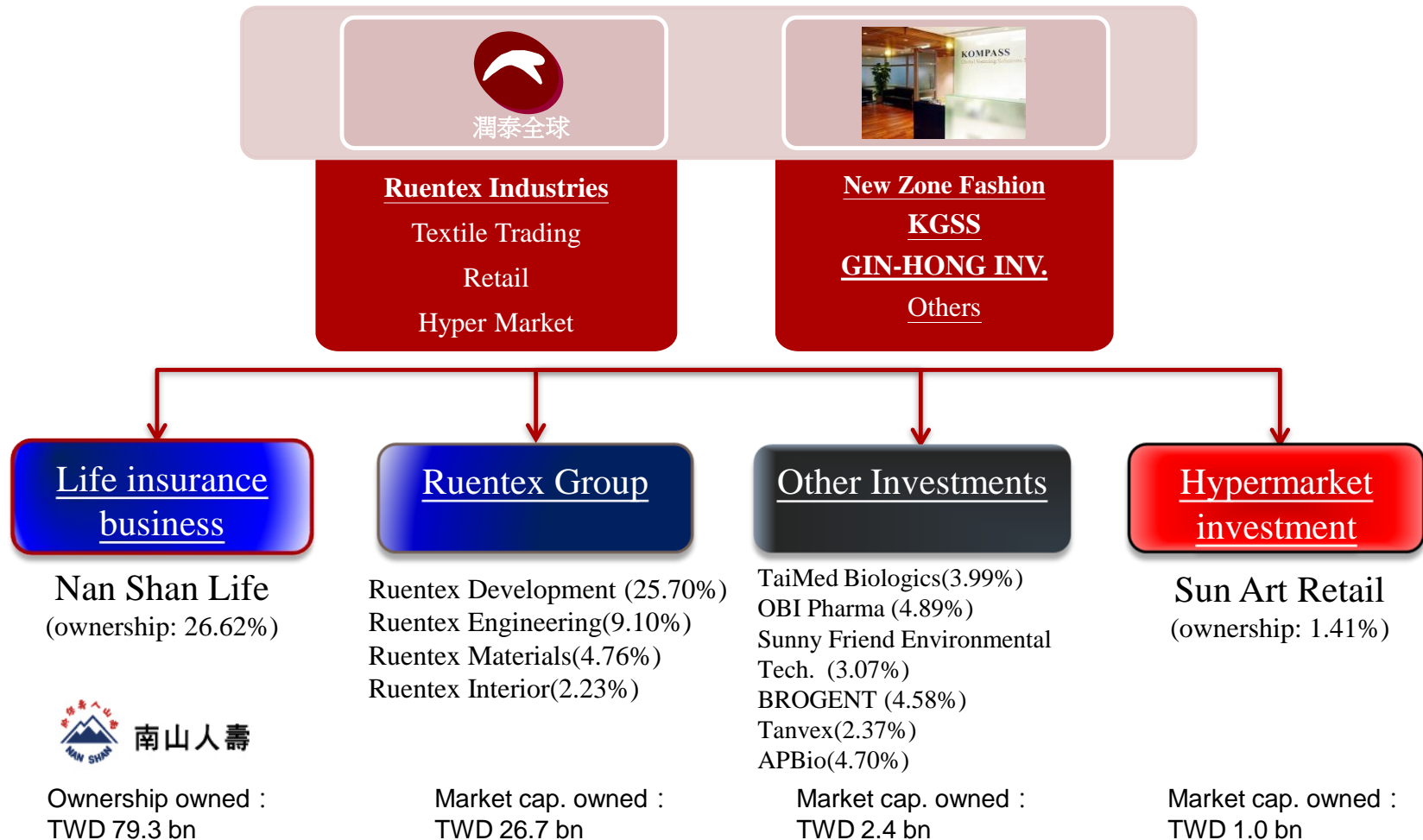
Company Structure



潤泰集團

潤泰全球股份有限公司
RUENTEX INDUSTRIES LTD.

Consolidated equity of 2025Q2 : TWD 86.9bn (Shareholders' equity 84.4 bn)
Consolidated revenue of 2025Q2 : 1.3 bn



Note : Market data as of closed day of 31 Oct., 2025 ; (The shareholders' equity of Nan-Shan in 30 June, 2025)

Company Structure (Cont.)



潤泰集團

潤泰全球股份有限公司
RUENTEX INDUSTRIES LTD.

List of Invested Companies			List of Invested Companies		
Company name	Ownership %	Market cap. owned (100mn)	名稱	Ownership %	Market cap. owned (100mn)
Ruentex Development	25.70%	218	Sunny Friend Environmental Tech.	3.07%	3
Ruentex Engineering	9.10%	47	BROGENT	4.58%	3
Ruentex Materials	4.76%	1	Tanvex	2.37%	4
Ruentex Interior	2.23%	1	APBio	4.70%	5
OBI Pharma	4.89%	3	Nan Shan Life	26.62%	793
OBI Pharma	3.99%	8	Sun Art Retail	1.41%	10

Total amount of Listed Company : 30.3bn

Total amount of Unlisted Company : 79.3bn

Note1 : Market data as of closed day of 31 Oct., 2025

Note2 : Source - RUENTEX INDUSTRIES 2025Q2 Financial Report and Nan Shan Life 2025Q2 Financial Report net value conversion.

Consolidated I/S

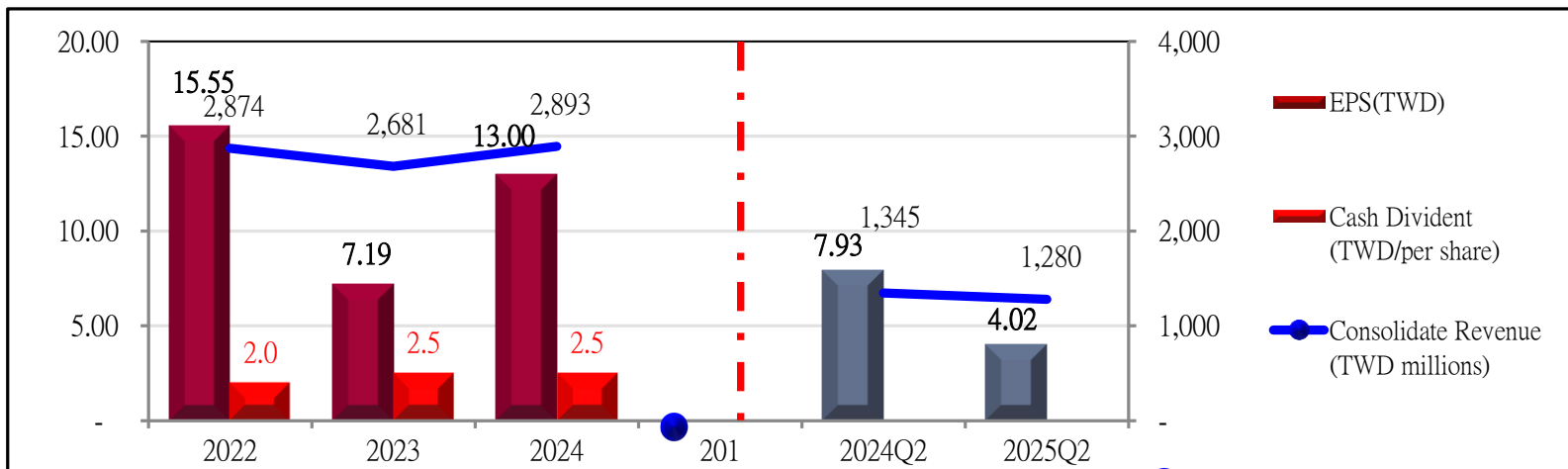


潤泰集團

潤泰全球股份有限公司
RUENTEX INDUSTRIES LTD.

Unit: TWD millions / per share

	2022	2023	2024	2024Q2	2025Q2
Consolidate revenue	2,874	2,681	2,893	1,345	1,280
Consolidate Gross Profit	981	936	1,101	464	444
Consolidate Operating Profit	56	66	207	47	21
Consolidate Net Profit	12,063	7,575	13,738	8,334	4,252
Profit attributable to the Company	12,168	7,500	13,564	8,272	4,191
EPS(TWD)	15.55	7.19	13.00	7.93	4.02



Recognize the profit of invested Comapny

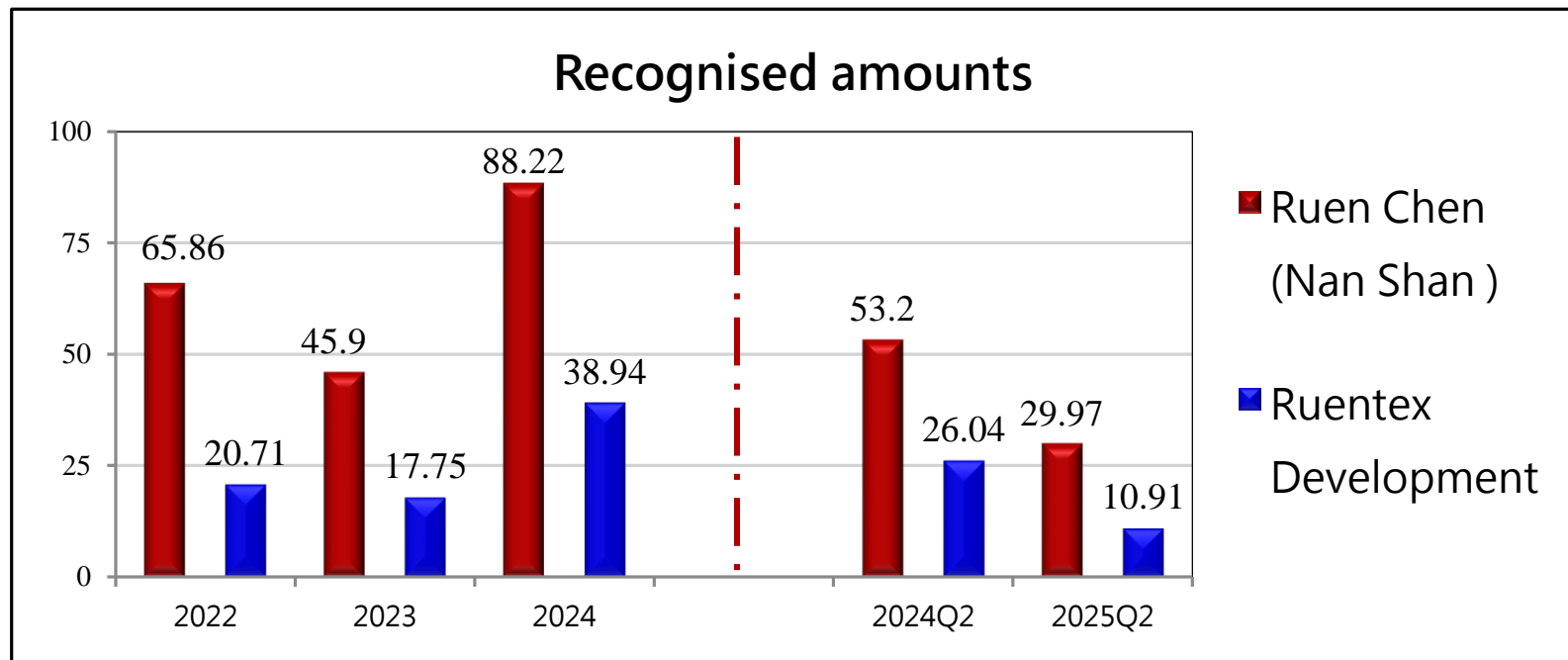


潤泰集團

潤泰全球股份有限公司
RUENTEX INDUSTRIES LTD.

Unit: TWD 100mn

公司名稱	2022	2023	2024	2024Q2	2025Q2
Ruen Chen (Nan Shan)	65.86	45.90	88.22	53.20	29.97
Ruentex Development	20.71	17.75	38.94	26.04	10.91



Consolidated Key Ratios



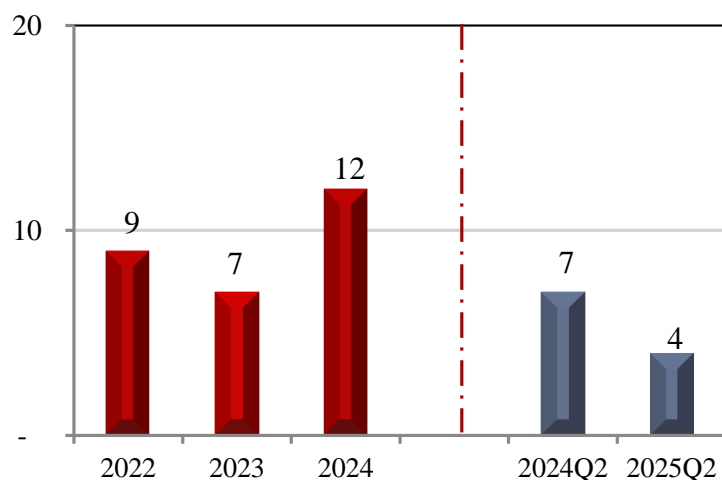
潤泰集團

潤泰全球股份有限公司
RUENTEX INDUSTRIES LTD.

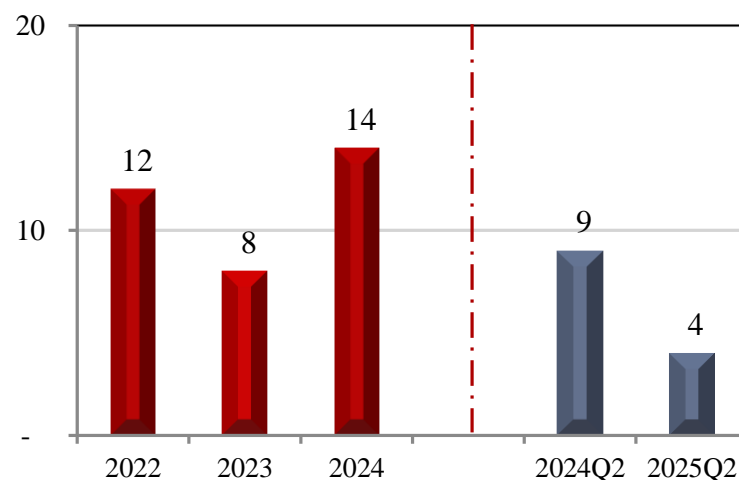
unit : %

	2022	2023	2024	2024Q2	2025Q2
Debt ratio	9	7	12	7	4
Current ratio	12	8	14	9	4

Debt ratio



Current ratio



Land assets



潤泰集團

潤泰全球股份有限公司
RUENTEX INDUSTRIES LTD.

Unit: TWD 100mn

Located	Area (Ping)	Cost	Est. Market Value	Est. Profit
Taoyuan Zhongli	4,965	1.54	25.82	24.28
Hsinchu Xinfeng (Note)	5,699	1.90	23.66	21.76
Taichung (Note)	8,484	16.97	28.49	11.52
Taoyuan Yangmei Plant (Note)	33,307	3.20	57.39	54.19
Total	59,049	24.74	146.39	121.65

Located	Area (Ping)	Cost	Total transaction price	Est. Profit
Taoyuan Guanyin	4,634	1.13	10.60	9.47

Note : Land in Hsinchu Xinfeng, Taichung & Taoyuan Yangmei Plant as investment property in financial statement.

Net Value Trend Chart



潤泰集團

潤泰全球股份有限公司
RUENTEX INDUSTRIES LTD.

Unit : TWD millon

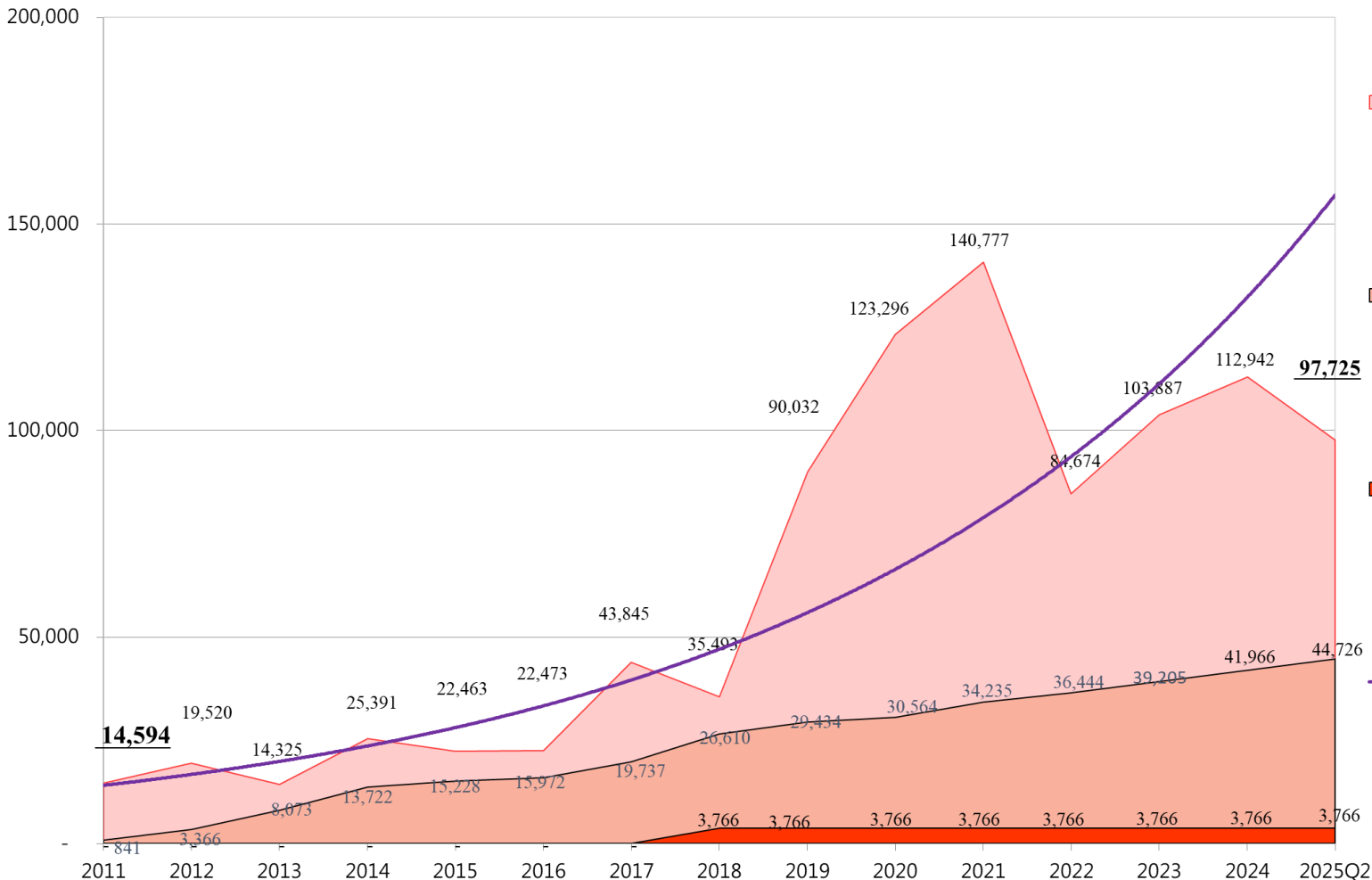
Net Value
(reduce issuance of
common stock for cash,
add capital reduction)

Dividend + Capital
Reduction(Accum.)

Capital Reduction(Accum.)

6.7 Ts'

Exponet(Net)



Textile trade

- Customers : Polo 、 Kohl 's 、 J.Crew, A&F, Vince, VYV, Cremieux, Hill House Home, Hugo Boss, 5.11
- Leading Products : Oxford 、 Flannel 、 Flame retardant 、 Plaid fabrics 、 Dyed fabrics

Garment Division

- Uniform ODM for domestic enterprises
- Garment OEM for domestic & exporting markets
 - Exporting customers: Hugo Boss, Apple Seed, Nested Bean...
 - Domestic customers: Giordano, Hang Ten
 - Group uniform: McDonald's, KFC, Pizza Hut, Eslite, Cash Box
- Sourcing in Taiwan 、 Great China & Vietnam

Retailing Division



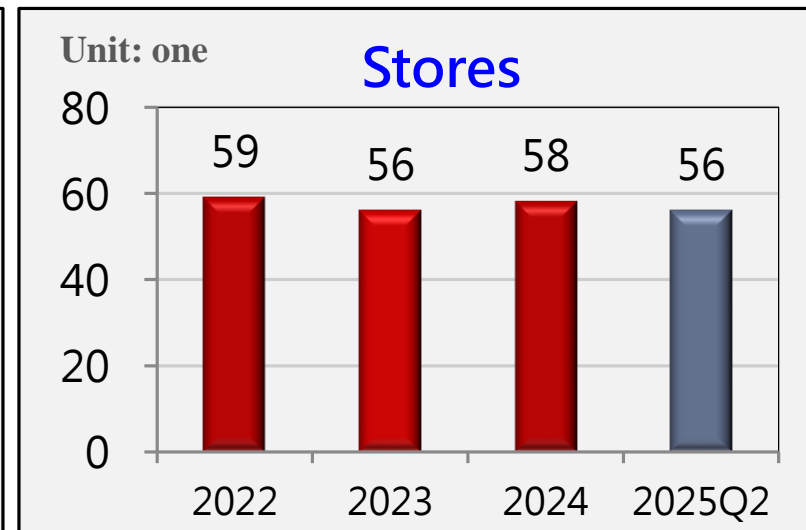
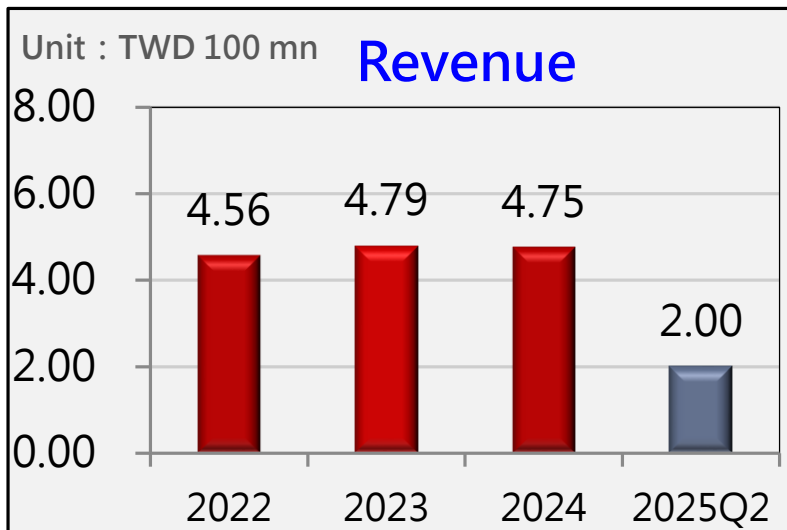
潤泰集團

潤泰全球股份有限公司
RUENTEX INDUSTRIES LTD.

Agent of brands
Taiwan

Brand	Since	Brand	Since
Nautica	1993	Whittard	2019
Jeep	2004		

- Agent of many internationally recognized brands in Taiwan.
- Service package includes market positioning, channel developing, marketing, visual merchandising, and customer service.
- Sales channel : Department stores, shopping mails and Stores.
- Revenue & Stores



Ruentex Industries Ltd.



Ruentex Zhonghe Branch MEGA PX Zhonghe Store

Store area :

12,000P


Parking space :
430

Gallery :

foods, shopping
street, boutique
stores

Store :

Fresh foods,
bakery, clothing,
electronics,
groceries



Business overview

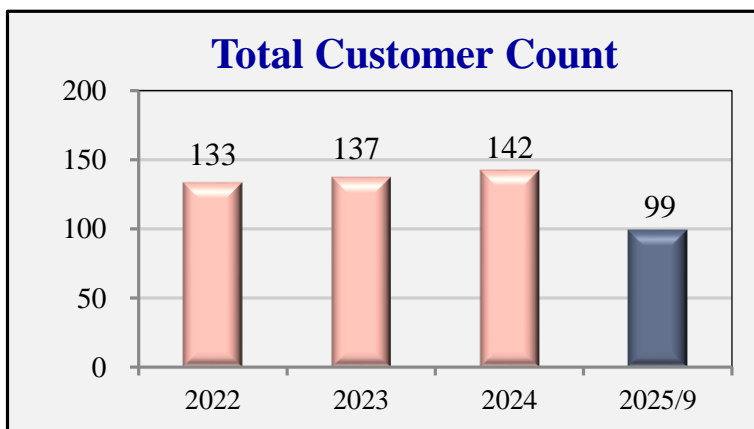
Unit: TWD 100 mn



Unit: TWD 10k



Unit: 10k



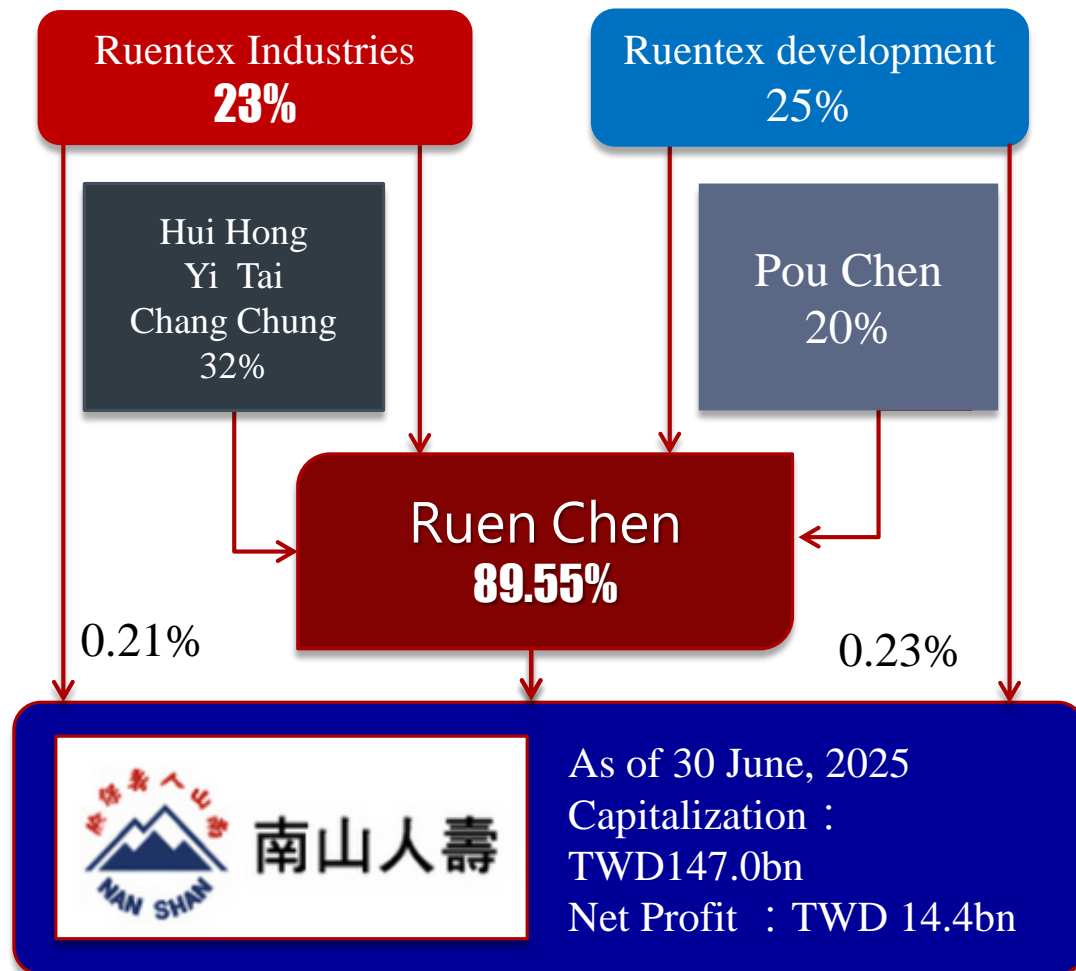
LIFE INSURANCE

Nan Shan Life - the New Earnings Engine



潤泰集團

潤泰全球股份有限公司
RUENTEX INDUSTRIES LTD.



Infor. Of Nan Shan investment

Direct -

Ownership : 0.21%

Investment Income (TWD thousand) : 30,696

Inderict (Ruen Chen) :

Ownership : 23%

Investment Income (TWD thousand) 2,966,109

Total ownership as of 30 June, 2025, 26.62%

As of June 30, 2025, Ruentex investment results in Nan Shan

Cumulative Investment Cost		Nan Shan			Attributed to Ruentex (ownership: 26.62%)	
		Year	T-Asset	shareholders' equity	T-ASSET	shareholders' equity
2011 First inv.	10.3 bn	Q4,2011	1.9 tn	148.5bn (twd 16.08 per share)	502.7 bn	39.5 bn
June 2025	18.4 bn	Q2,2025	5.4 tn	297.9bn (twd 20.27 per share)	1,442.3 bn	79.3 bn

LIFE INSURANCE

Nan Shan Life - Operating Results in 2023



潤泰集團

潤泰全球股份有限公司
RUENTEX INDUSTRIES LTD.



南山人壽

Unit: TWD 100 mn / per share

	2023	2024	2025 /01~09 (unaudited)
New Premium	69,790	84,289	71,655
Turnover	467,625	491,385	315,699
Net Profit	22,110	42,456	20,659
EPS(NT\$)	1.50	2.89	1.41

	2023	2024	2025 /06
Total Assets	5,386,447	5,623,590	5,418,199
Total Equity	343,878	356,259	297,881
Book Value per Share	24.88	24.24	20.27

Source: Company website, MOPS

Potential value

- Low cost of early construction land acquisition
- The investment market value is higher than the book value
- Brand image and goodwill

Main growth drivers

Brands & E-commerce
Life insurance business, Ruentex Development
Biotech and new pharmaceuticals industry & Environmental protection industry

Steady growth

- Diversified Industry Portfolio
- Long-term stable cash flow from Retail & Hyper-market
- With production base between China and Taiwan, and well-experienced, united and professional team

Q & A



潤泰集團

潤泰全球股份有限公司
RUENTEX INDUSTRIES LTD.

