



潤泰集團

潤泰全球股份有限公司
RUENTEX INDUSTRIES LTD.

(股票代號：2915)



Presenter : Vice President Tim Lee

2025/06

- ◆ The Company has not issued a financial forecast. The information contained in this document regarding the Company's financial, Business description involved in the future business and industry development . The views of the exhibition may differ from the actual results of the future.
- ◆ The financial information disclosed in this document is not fully audited or reviewed by a CPA. The complete contents and data shall be determined according to the financial statement.

1. Company Overview
2. Financial Overview
3. Textile Trading Business
4. Retail Business
5. Hyper Market Business
6. Life Insurance Business
7. Investment Catalysts
8. Q & A



Company Overview

- Established In 1976
- Chairman: Mr. Hsu Sheng-Yu
- President: Ph. D. Hans Hsu
- Capitalization: TWD 11.0bn
- Total consolidated assets:
TWD 114.1bn(2025Q1)
- Market Cap.: TWD 85.5bn (2025/05/31)
- Main growth drivers :
 - Textile Trade 、 Brands & Retail business
 - Life insurance business 、
Ruentex Development

Company Structure

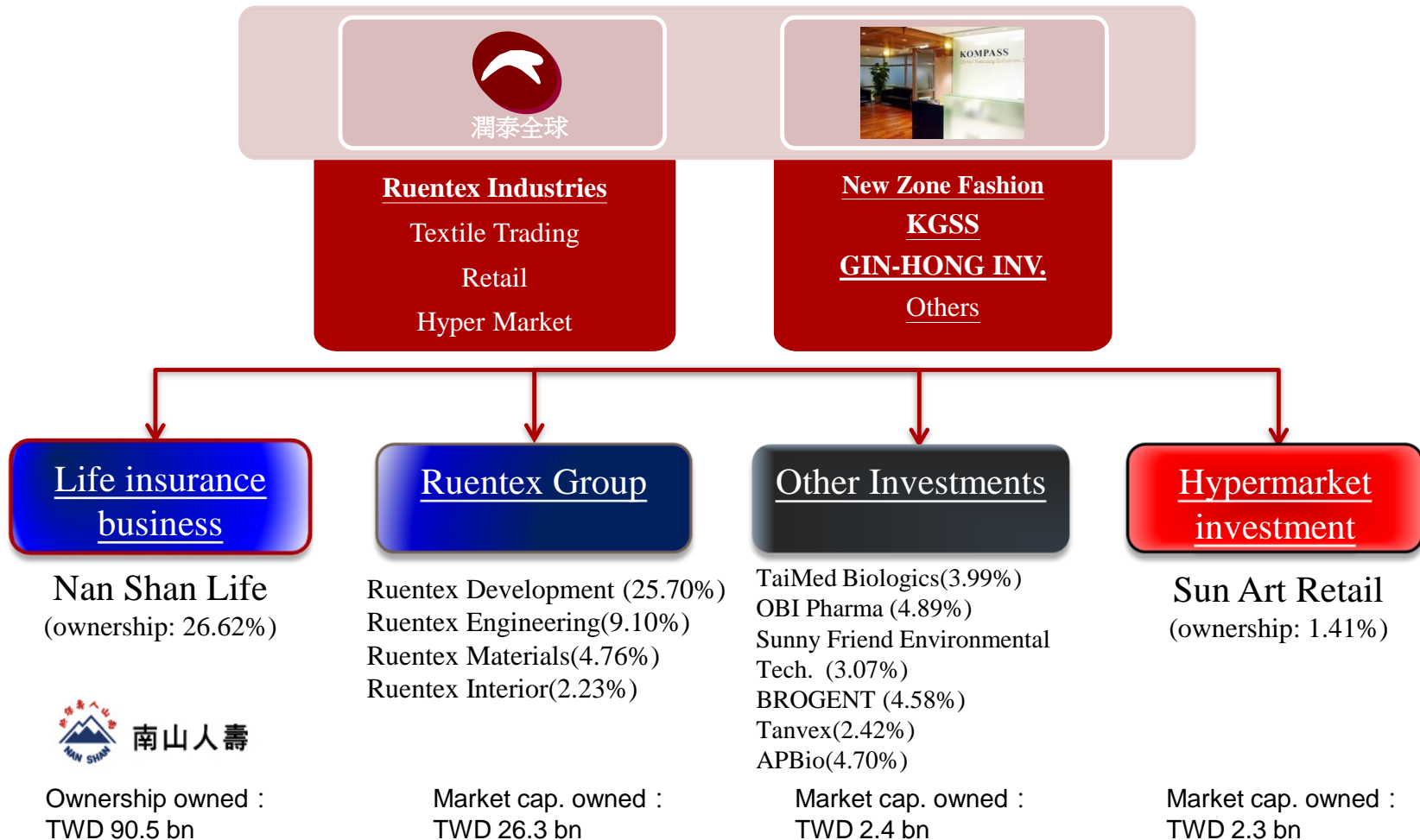


潤泰集團

潤泰全球股份有限公司
RUENTEX INDUSTRIES LTD.

Consolidated equity of 2025Q1 : TWD 101.2bn (Shareholders' equity 98.5 bn)

Consolidated revenue of 2025Q1 : 0.6 bn



Note : Market data as of closed day of 31 May., 2025 ; (The shareholders' equity of Nan-Shan in 31 Mar., 2025)

Company Structure (Cont.)



潤泰集團

潤泰全球股份有限公司
RUENTEX INDUSTRIES LTD.

List of Invested Companies			List of Invested Companies		
Company name	Ownership %	Market cap. owned (100mn)	名稱	Ownership %	Market cap. owned (100mn)
Ruentex Development	25.70%	219	Sunny Friend Environmental Tech.	3.07%	3
Ruentex Engineering	9.10%	42	BROGENT	4.58%	4
Ruentex Materials	4.76%	2	Tanvex	2.42%	3
Ruentex Interior	2.23%	1	APBio	4.70%	1
OBI Pharma	4.89%	4	Nan Shan Life	26.62%	905
OBI Pharma	3.99%	8	Sun Art Retail	1.41%	12

Total amount of Listed Company : 29.9bn

Total amount of Unlisted Company : 90.5bn

Note1 : Market data as of closed day of 31 Mar, 2025

Note2 : Source - RUENTEX INDUSTRIES 2025Q1 Financial Report and Nan Shan Life 2025Q1 Financial Report net value conversion.

Consolidated I/S

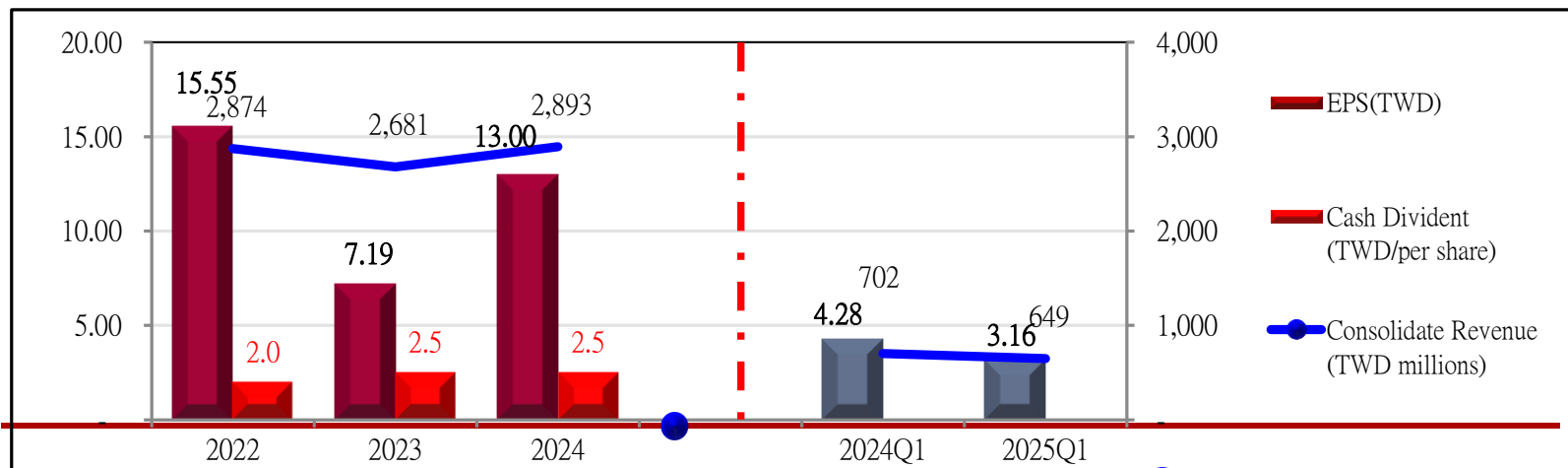


潤泰集團

潤泰全球股份有限公司
RUENTEX INDUSTRIES LTD.

Unit: TWD millions / per share

	2022	2023	2024	2024Q1	2025Q1
Consolidate revenue	2,874	2,681	2,893	702	649
Consolidate Gross Profit	981	936	1,101	220	212
Consolidate Operating Profit	56	66	207	10	-9
Consolidate Net Profit	12,063	7,575	13,738	4,479	3,308
Profit attributable to the Company	12,168	7,500	13,564	4,468	3,297
EPS(TWD)	15.55	7.19	13.00	4.28	3.16



Recognize the profit of invested Comapny

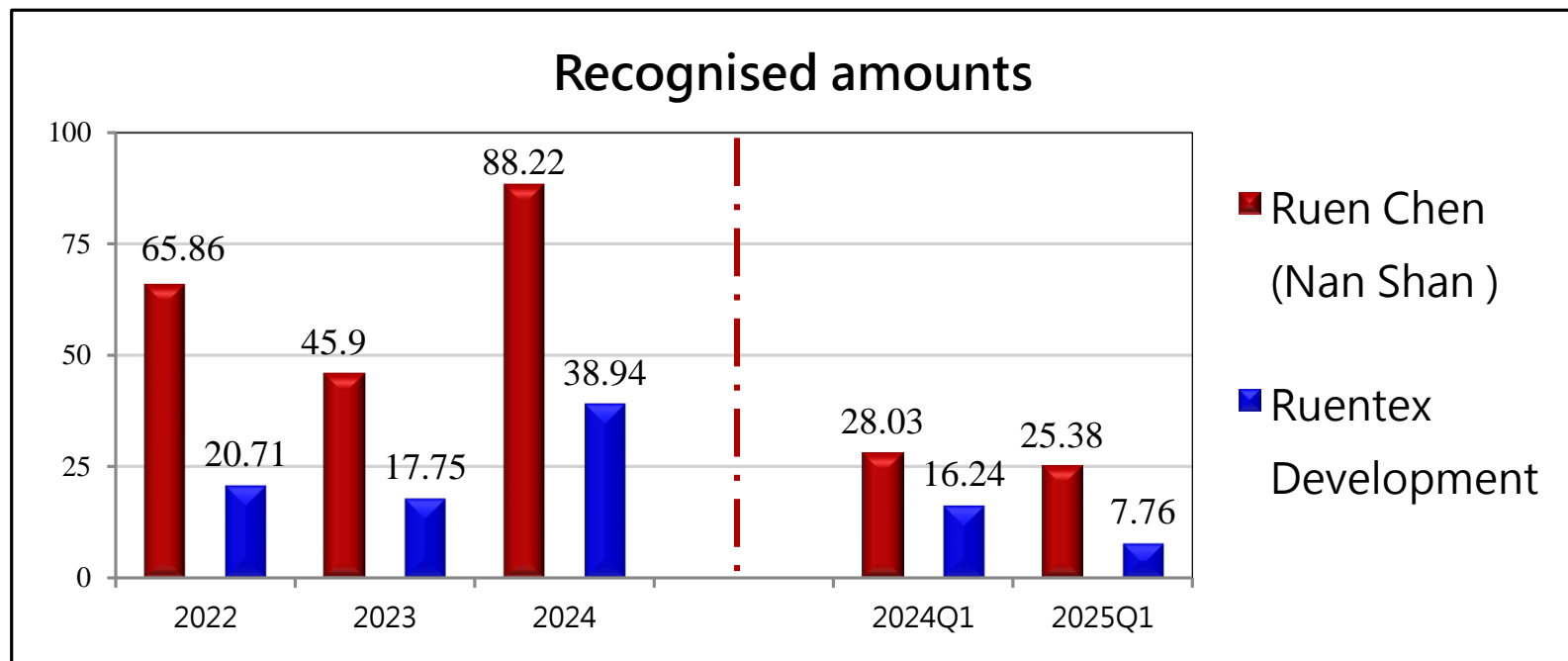


潤泰集團

潤泰全球股份有限公司
RUENTEX INDUSTRIES LTD.

Unit: TWD 100mn

公司名稱	2022	2023	2024	2024Q1	2025Q1
Ruen Chen (Nan Shan)	65.86	45.90	88.22	28.03	25.38
Ruentex Development	20.71	17.75	38.94	16.24	7.76



Consolidated Key Ratios



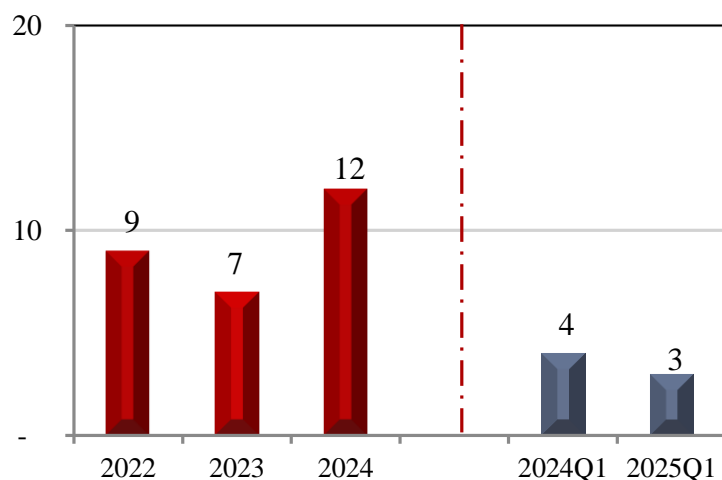
潤泰集團

潤泰全球股份有限公司
RUENTEX INDUSTRIES LTD.

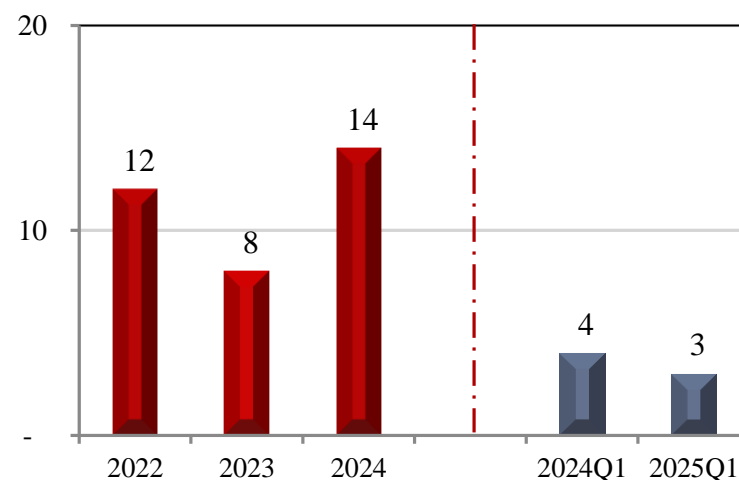
unit : %

	2022	2023	2024	2024Q1	2025Q1
Debt ratio	9	7	12	4	3
Current ratio	12	8	14	4	3

Debt ratio



Current ratio



Land assets



潤泰集團

潤泰全球股份有限公司
RUENTEX INDUSTRIES LTD.

Unit: TWD 100mn

Located	Area (Ping)	Cost	Est. Market Value	Est. Profit
Taoyuan Guanyin	4,634	1.13	11.03	9.90
Taoyuan Zhongli	4,965	1.54	25.82	24.28
Hsinchu Xinfeng (Note)	5,699	1.90	23.66	21.76
Taichung (Note)	8,484	16.97	28.49	11.52
Taoyuan Yangmei Plant (Note)	33,307	3.20	57.39	54.19
Total	59,049	24.74	146.39	121.65

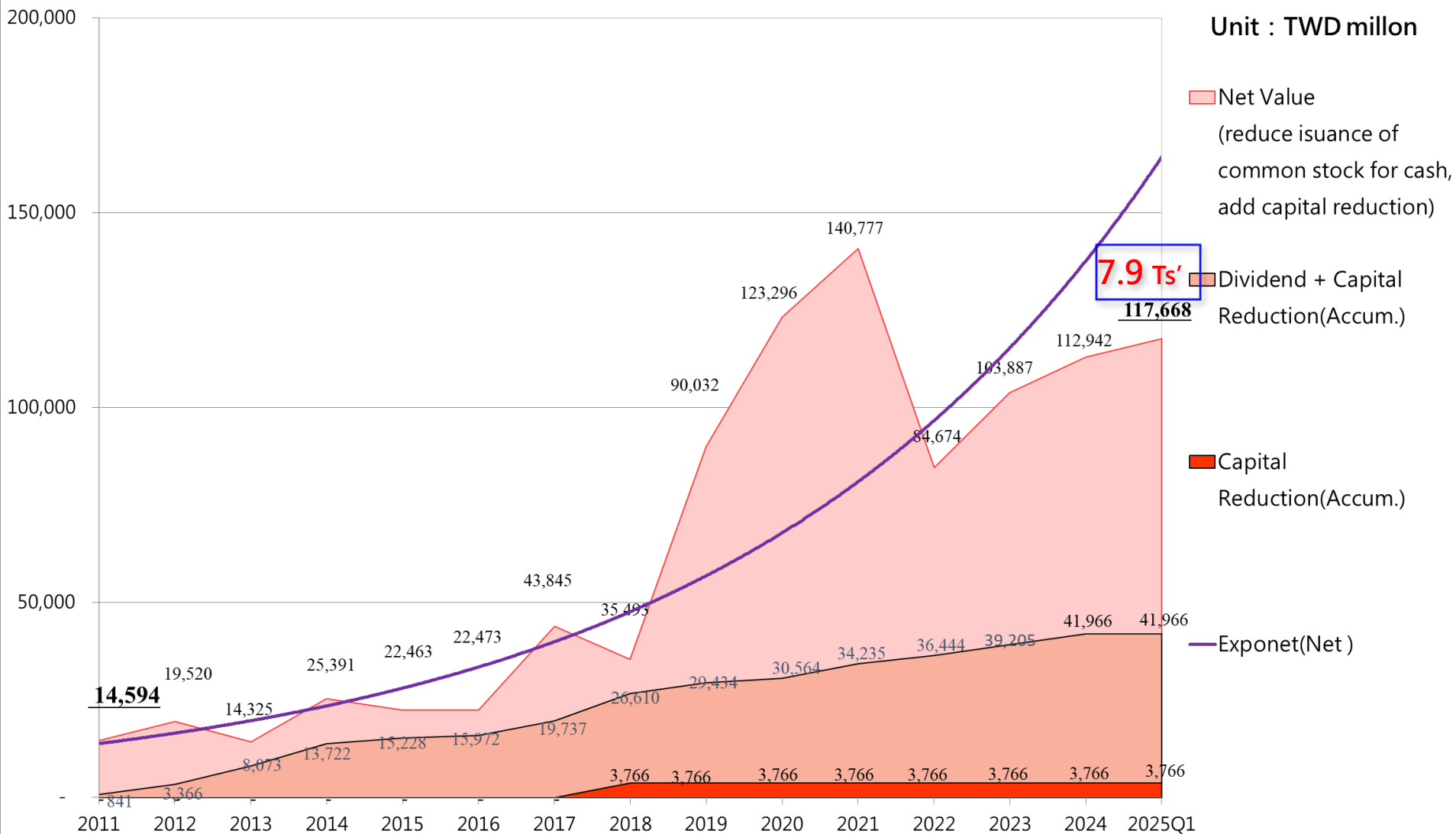
Note : Land in Hsinchu Xinfeng, Taichung & Taoyuan Yangmei Plant as investment property in financial statement.

Net Value Trend Chart



潤泰集團

潤泰全球股份有限公司
RUENTEX INDUSTRIES LTD.



Textile trade

- Customers : Polo 、 Kohl 's 、 J.Crew, A&F, Vince, VYV, Cremieux, Hill House Home, Hugo Boss, 5.11
- Leading Products : Oxford 、 Flannel 、 Flame retardant 、 Plaid fabrics 、 Dyed fabrics

Garment Division

- Uniform ODM for domestic enterprises
- Garment OEM for domestic & exporting markets
 - Exporting customers: Hugo Boss, Apple Seed, Nested Bean...
 - Domestic customers: Giordano, Hang Ten
 - Group uniform: McDonald's, KFC, Pizza Hut, Eslite, Cash Box
- Sourcing in Taiwan 、 Great China & Vietnam

Retailing Division



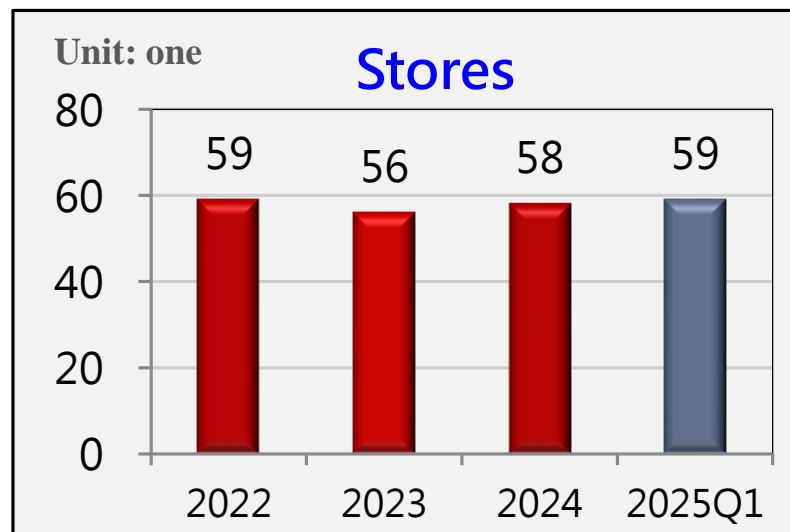
潤泰集團

潤泰全球股份有限公司
RUENTEX INDUSTRIES LTD.

Agent of brands
Taiwan

Brand	Since	Brand	Since
Nautica	1993	Whittard	2019
Jeep	2004		

- Agent of many internationally recognized brands in Taiwan.
- Service package includes market positioning, channel developing, marketing, visual merchandising, and customer service.
- Sales channel : Department stores, shopping mails and Stores.
- Revenue & Stores





Ruentex Industries Ltd.



Ruentex Zhonghe Branch RT-MART Zhonghe Store

Store area :

12,000P

Parking space :
430

Gallery :

foods, shopping
street, boutique
stores

Store :

Fresh foods,
bakery, clothing,
electronics,
groceries



Business overview

Unit: TWD 100 mn



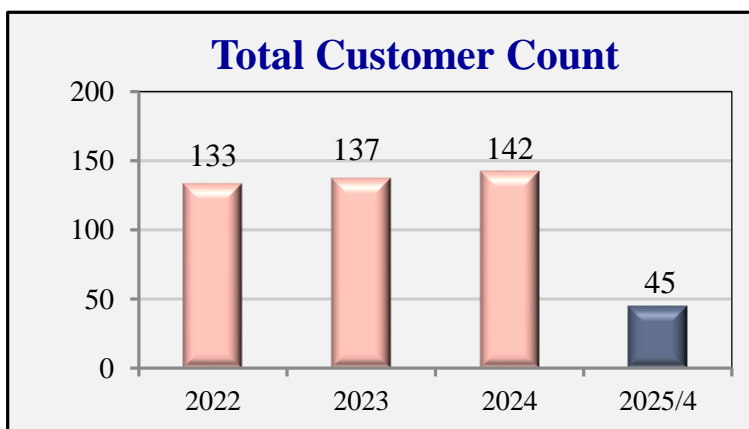
Unit: TWD 10k



Unit: one



Unit: 10k



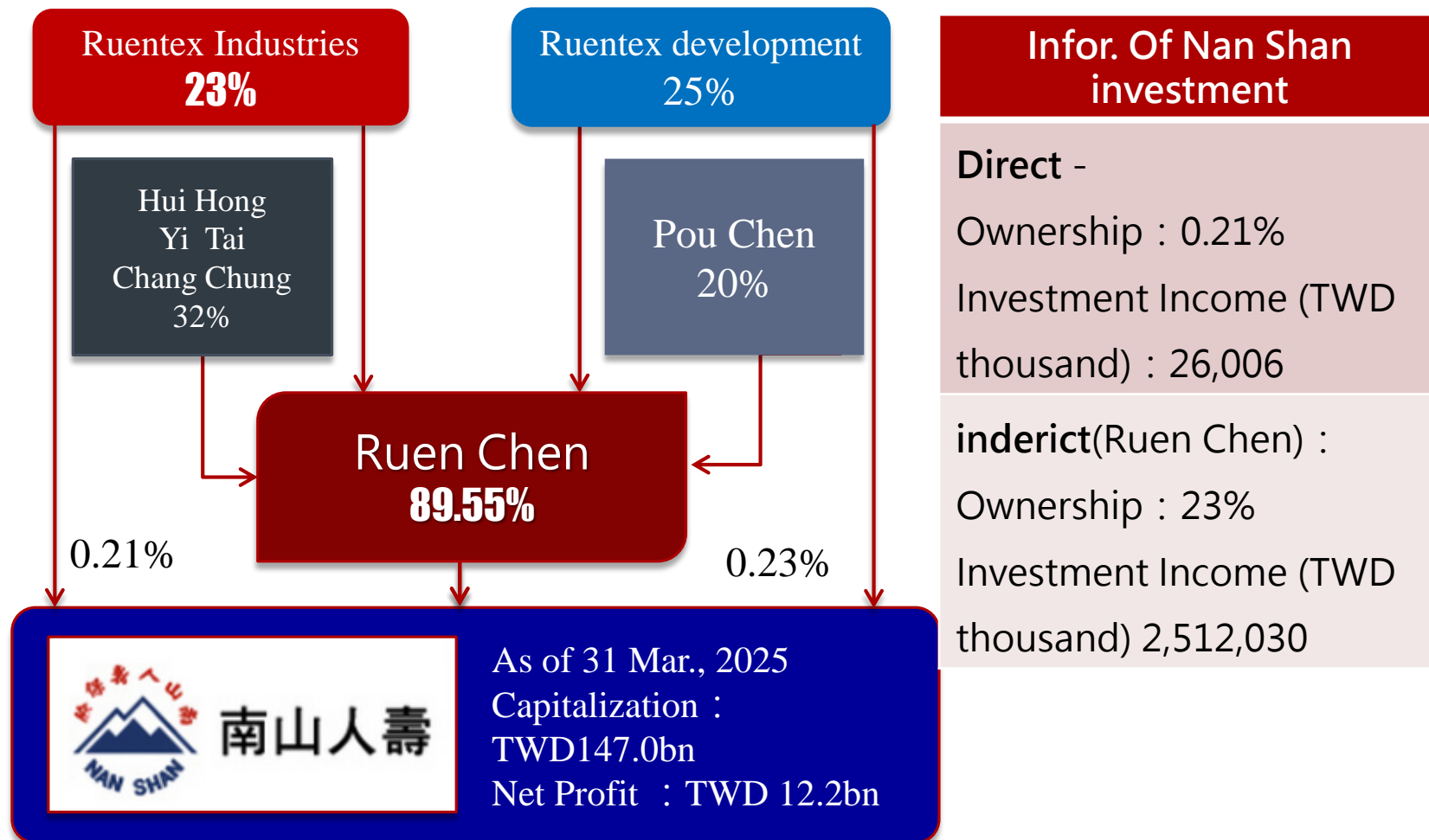
LIFE INSURANCE

Nan Shan Life - the New Earnings Engine



潤泰集團

潤泰全球股份有限公司
RUENTEX INDUSTRIES LTD.



Total ownership as of 31 Mar., 2025, 26.62%

As of March 31, 2025, Ruentex investment results in Nan Shan

Cumulative Investment Cost		Nan Shan			Attributed to Ruentex (ownership: 26.62%)	
		Year	T-Asset	shareholders' equity	T-ASSET	shareholders' equity
2011 First inv.	10.3 bn	Q4,2011	1.9 tn	148.5bn (twd 16.08 per share)	502.7 bn	39.5 bn
Mar. 2025	18.4 bn	Q1,2025	5.6 tn	340.2bn (twd 23.14 per share)	1,503.6 bn	90.6 bn

LIFE INSURANCE

Nan Shan Life - Operating Results in 2023



潤泰集團

潤泰全球股份有限公司
RUENTEX INDUSTRIES LTD.



南山人壽

Unit: TWD 100 mn / per share

	2023	2024	2025 /01~05 (unaudited)
New Premium	69,790	84,289	43,824
Turnover	467,625	491,385	176,185
Net Profit	22,110	42,456	3,116
EPS(NT\$)	1.50	2.89	0.21

	2023	2024	2025 /03
Total Assets	5,386,447	5,623,590	5,648,442
Total Equity	343,878	356,259	340,175
Book Value per Share	24.88	24.24	23.14

Source: Company website, MOPS

Potential value

- Low cost of early construction land acquisition
- The investment market value is higher than the book value
- Brand image and goodwill

Main growth drivers

Brands & E-commerce
Life insurance business, Ruentex Development
Biotech and new pharmaceuticals industry & Environmental protection industry

Steady growth

- Diversified Industry Portfolio
- Long-term stable cash flow from Retail & Hyper-market
- With production base between China and Taiwan, and well-experienced, united and professional team

Q & A



潤泰集團

潤泰全球股份有限公司
RUENTEX INDUSTRIES LTD.

