



潤泰集團

潤泰全球股份有限公司  
RUENTEX INDUSTRIES LTD.

(CODE : 2915)



Presenter : Vice President Tim Lee

2024/12

- ◆ The Company has not issued a financial forecast. The information contained in this document regarding the Company's financial, Business description involved in the future business and industry development . The views of the exhibition may differ from the actual results of the future.
- ◆ The financial information disclosed in this document is not fully audited or reviewed by a CPA. The complete contents and data shall be determined according to the financial statement.

1. Company Overview
2. Financial Overview
3. Textile Trading Business
4. Retail Business
5. Hyper Market Business
6. Life Insurance Business
7. Investment Catalysts
8. Q & A



## Company Overview

- Established In 1976
- Chairman: Mr. Hsu Sheng-Yu
- President: Ph. D. Hans Hsu
- Capitalization: TWD 11.0bn(2024Q4)
- Market Cap.: TWD 75.5bn (2024/11/30)
- Main growth drivers :
  - Textile Trade 、 Brands & Retail business
  - Life insurance business 、  
Ruentex Development

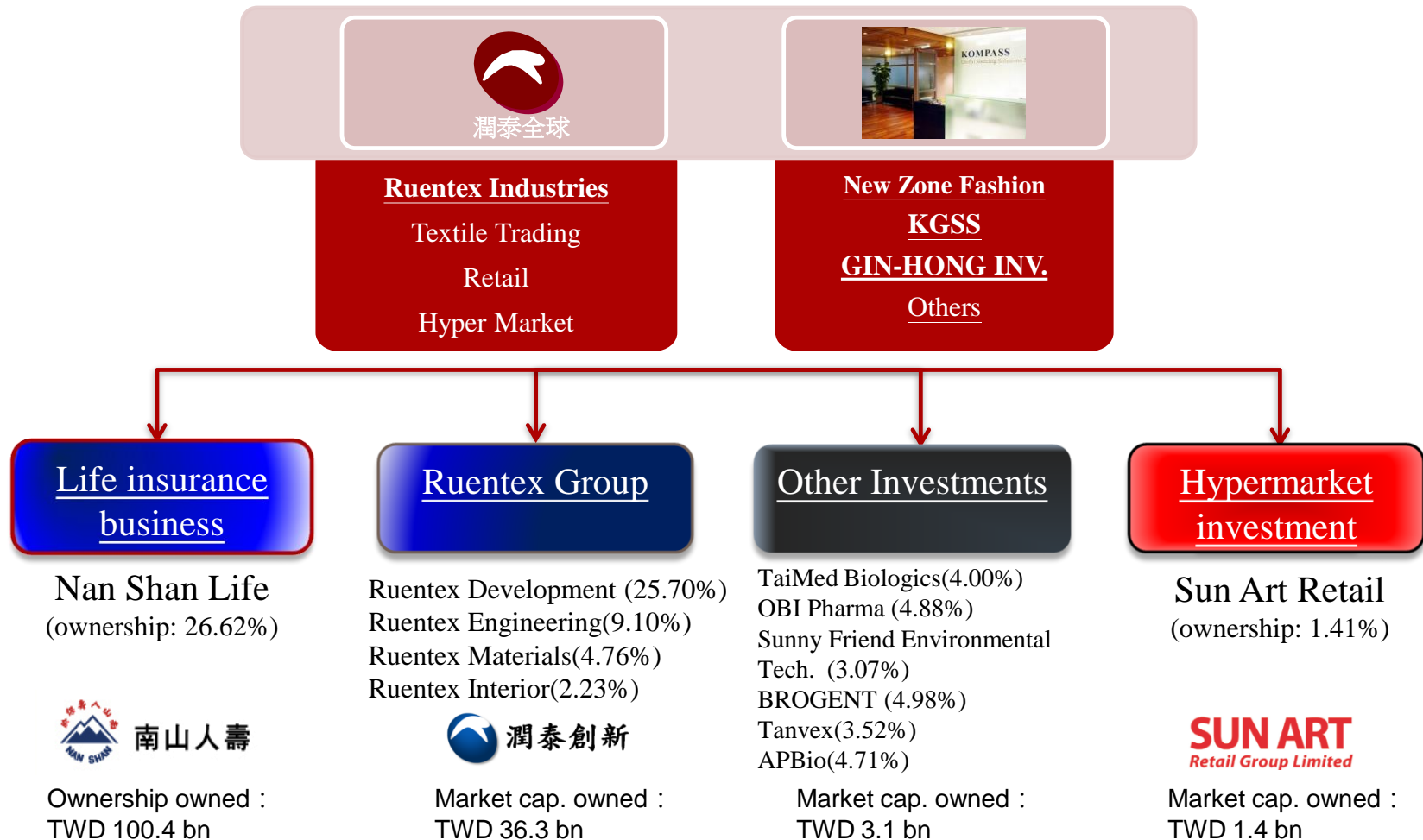
# Company Structure



潤泰集團

潤泰全球股份有限公司  
RUENTEX INDUSTRIES LTD.

**Consolidated equity of 2024Q3 : TWD 109.4bn (Shareholders' equity 86.6 bn)**  
**Consolidated revenue of 2024Q3 : 2 bn**



Note : Market data as of closed day of 30 Nov., 2024 ; (The shareholders' equity of Nan-Shan in 30 Sep., 2024)

# 主要營運架構(續)



潤泰集團

潤泰全球股份有限公司  
RUENTEX INDUSTRIES LTD.

主要投資明細			主要投資明細		
Company name	Ownership %	Market cap. owned (100mn)	名稱	Ownership %	Market cap. owned (100mn)
Ruentex Development	25.70%	327	Sunny Friend Environmental Tech.	3.07%	4
Ruentex Engineering	9.10%	33	BROGENT	4.98%	5
Ruentex Materials	4.76%	2	Tanvex	3.51%	4
Ruentex Interior	2.23%	1	APBio	4.71%	1
OBI Pharma	4.88%	8	Nan Shan Life	26.62%	1,004
OBI Pharma	4.00%	9	Sun Art Retail	1.41%	14

Total amount of Listed Company : 40.8bn

Total amount of Unlisted Company : 100.4bn

Note1 : Market data as of closed day of 30 Sep., 2024

Note2 : Source - RUENTEX INDUSTRIES 2024Q3 Financial Report and Nan Shan Life 2024Q3 Financial Report net value conversion.

# Consolidated I/S

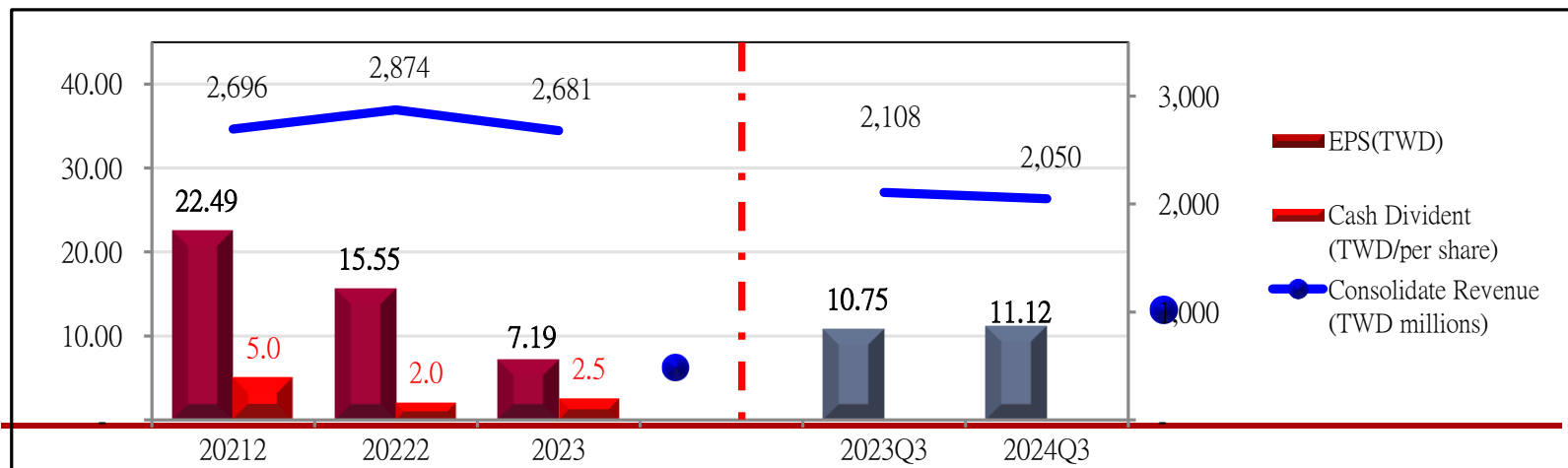


潤泰集團

潤泰全球股份有限公司  
RUENTEX INDUSTRIES LTD.

Unit: TWD millions / per share

	2021	2022	2023	2023Q3	2024Q3
Consolidate revenue	2,696	2,874	2,681	2,108	2,049
Consolidate Gross Profit	945	981	936	706	687
Consolidate Operating Profit	38	56	66	69	66
Consolidate Net Profit (note)	15,641	12,063	7,575	11,281	11,690
Profit attributable to the Company(note)	15,568	12,168	7,500	11,216	11,607
EPS(TWD) (note)	22.49	15.55	7.19	10.75	11.12



# Consolidated Key Ratios



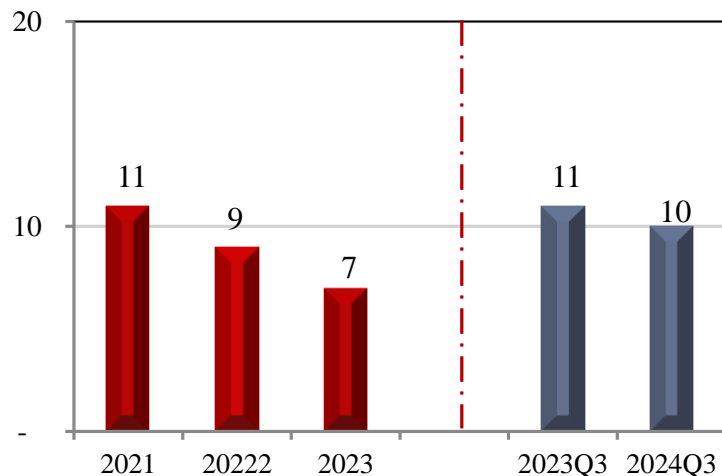
潤泰集團

潤泰全球股份有限公司  
RUENTEX INDUSTRIES LTD.

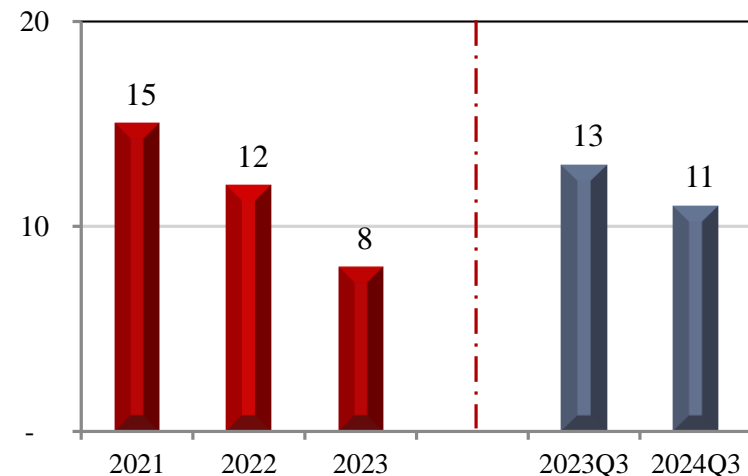
unit : %

	2021	2022	2023	2023Q3	2024Q3
<b>Debt ratio</b>	11	9	7	11	10
<b>Current ratio</b>	15	12	8	13	11

### Debt ratio



### Current ratio





# Land assets



潤泰集團

潤泰全球股份有限公司  
RUENTEX INDUSTRIES LTD.

Unit: TWD 100mn

Located	Area (Ping)	Cost	Est. Market Value	Est. Profit
Taoyuan Guanyin	4,634	1.13	10.89	9.76
Taoyuan Zhongli	5,506	0.30	11.01	10.71
Hsinchu Xinfeng (Note)	5,699	1.90	19.95	18.05
Taichung (Note)	8,484	16.97	32.24	15.27
Taoyuan Yangmei Plant (Note)	33,307	3.20	36.64	33.44
<b>Total</b>	<b>59,049</b>	<b>23.50</b>	<b>110.73</b>	<b>87.23</b>

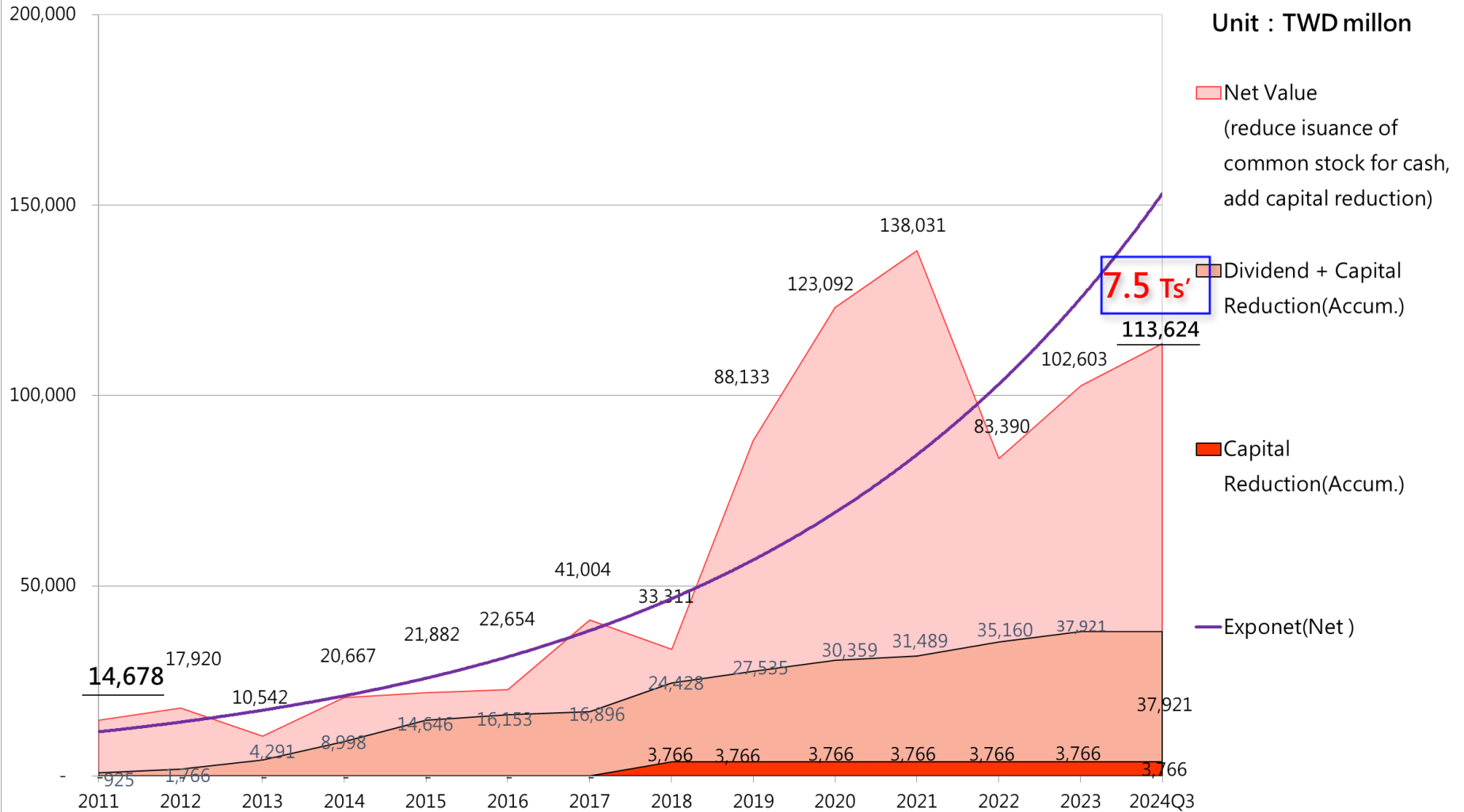
Note : Land in Hsinchu Xinfeng, Taichung & Taoyuan Yangmei Plant as investment property in financial statement.

# Net Value Trend Chart



潤泰集團

潤泰全球股份有限公司  
RUENTEX INDUSTRIES LTD.



## Customers & Products

- Customers : Polo 、 Kohl 's 、 J.Crew, A&F, Vince, VYV, Cremieux, Hill House Home, Hugo Boss, 5.11
- Leading Products : Oxford 、 Flannel 、 Flame retardant 、 Plaid fabrics 、 Dyed fabrics
- R&D : The Company has extensive experience in the production of yarn dyed fabrics and piece dyed fabrics, the most complete textile fabric database in Taiwan and the Excellent talents' expertise.  
Provides fabric pattern design services

- 
- Location : Taipei / Hong Kong
  - Garment OEM for domestic & exporting markets
    - Domestic customers: Giordano, Hang Ten
    - Exporting customers: Drapers, Apple Seed, Nested Bean, Wythe, Noble Outfitter...
    - Group uniform: McDonald's, KFC, Pizza Hut, Eslite, Cash Box
  - Sourcing in Taiwan, Great China & Vietnam
  - Uniform ODM for domestic enterprises

# Retailing Division



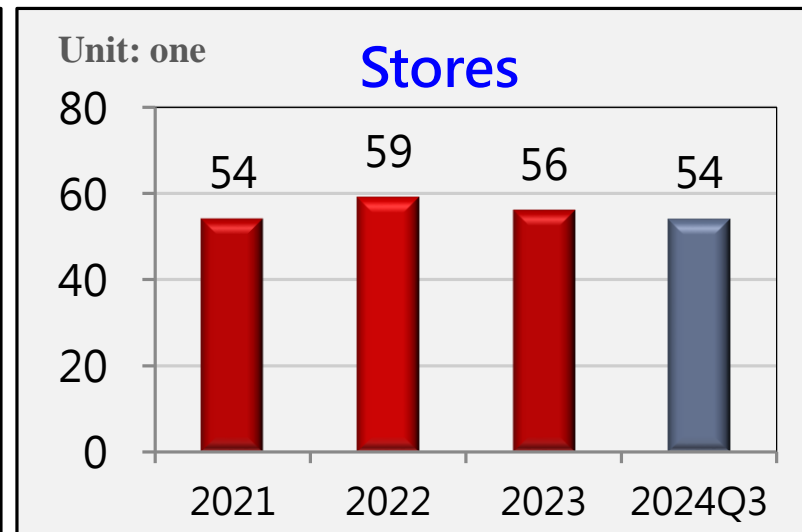
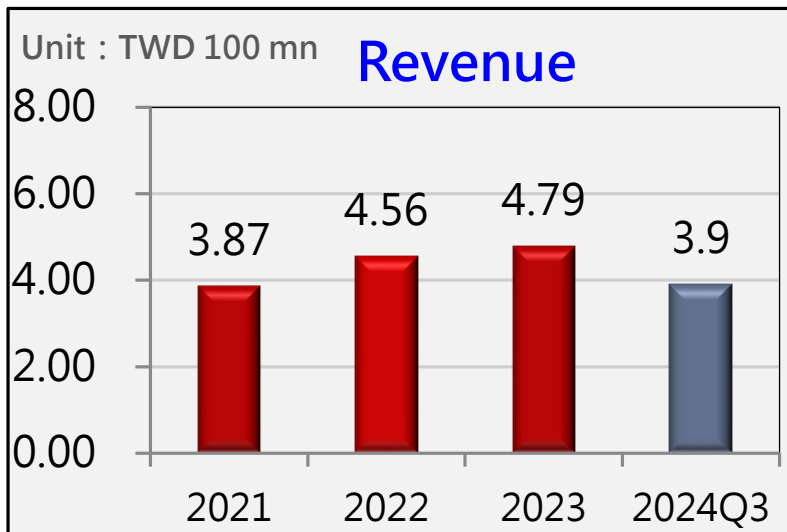
潤泰集團

潤泰全球股份有限公司  
RUENTEX INDUSTRIES LTD.

Agent of brands  
Taiwan

Brand	Since	Brand	Since
Nautica	1993	Whittard	2019
Jeep	2004	Ted Baker	2024

- Agent of many internationally recognized brands in Taiwan.
- Service package includes market positioning, channel developing, marketing, visual merchandising, and customer service.
- Sales channel : Department stores, shopping mails and Stores.
- Revenue & Stores





**Ruentex Industries Ltd.**



**Ruentex Zhonghe Branch RT-MART Zhonghe Store**


Store area :

12,000P

Parking space :  
430

Gallery :  
foods, shopping  
street, boutique  
stores

Store :  
Fresh foods,  
bakery, clothing,  
electronics,  
groceries



## Business overview

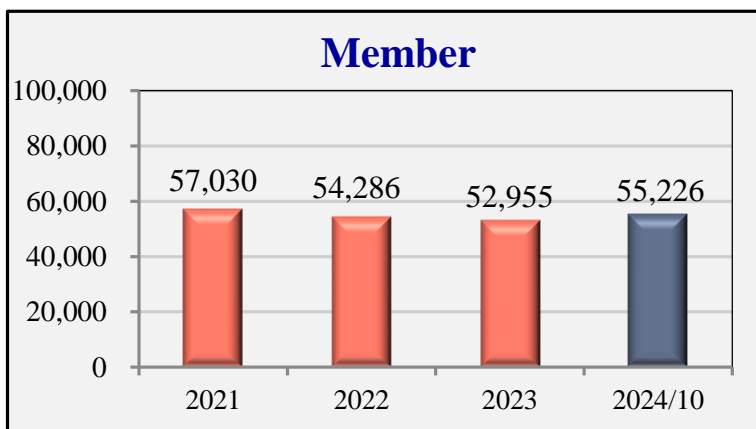
Unit: TWD 100 mn



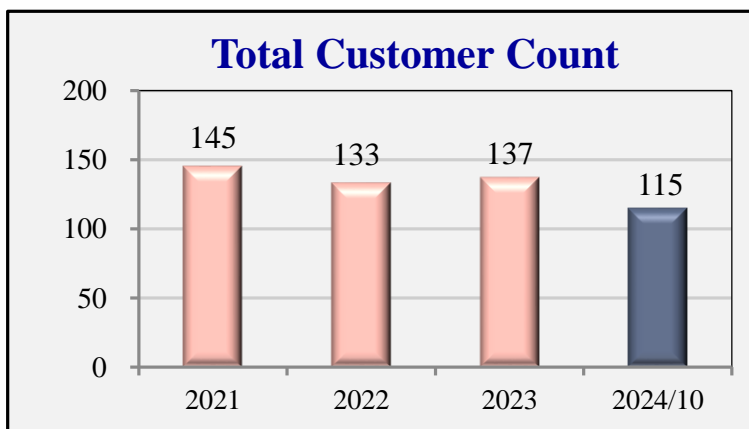
Unit: TWD 10k



Unit: one



Unit: 10k



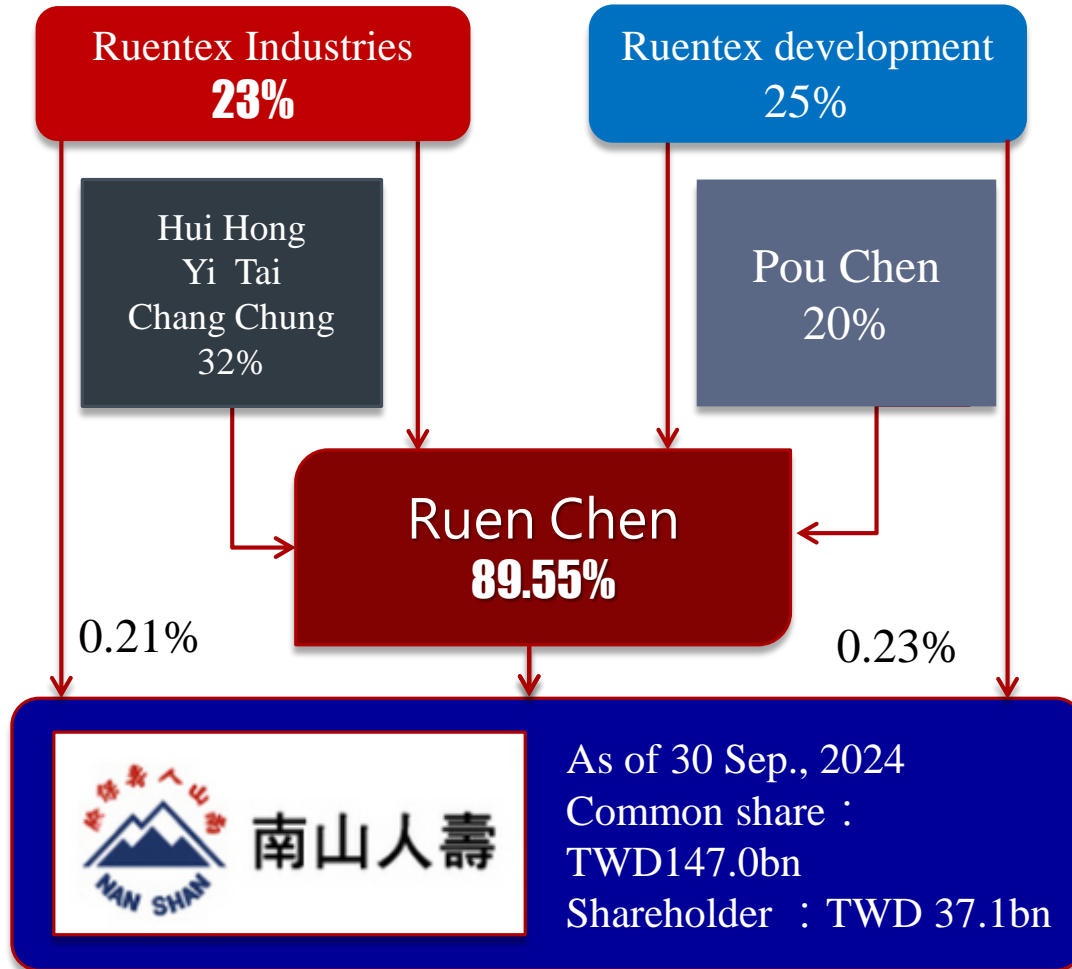
# LIFE INSURANCE

## Nan Shan Life - the New Earnings Engine



潤泰集團

潤泰全球股份有限公司  
RUENTEX INDUSTRIES LTD.



### Infor. Of Nan Shan investment

#### Direct -

Ownership : 0.21%

Investment Income (TWD thousand) : 79,257

#### Indirect(Ruen Chen) :

Ownership : 23%

Investment Income (TWD thousand) 7,642,860

Total ownership as of 30 Sep., 2024, **26.62%**



# LIFE INSURANCE

## Nan Shan Life - Operating Results in 2023



潤泰集團

潤泰全球股份有限公司  
RUENTEX INDUSTRIES LTD.



南山人壽

Unit: TWD 100 mn / per share

	2022	2023	2024 /01~11 (unaudited)
New Premium	75,017	69,790	77,431
Turnover	478,761	467,625	451,389
Net Profit	31,554	22,110	41,119
EPS(NT\$)	2.28	1.60	2.80

	2022	2023	2024 /09
Total Assets	5,275,911	5,386,447	5,536,111
Total Equity	281,576	343,878	377,509
Book Value per Share	20.37	24.88	25.68

Source: Company website, MOPS

# LIFE INSURANCE

## Nan Shan Life - Operating Results



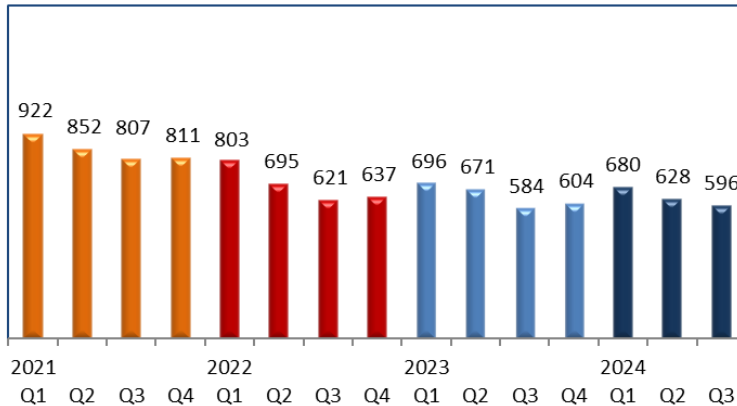
潤泰集團

潤泰全球股份有限公司  
RUENTEX INDUSTRIES LTD.

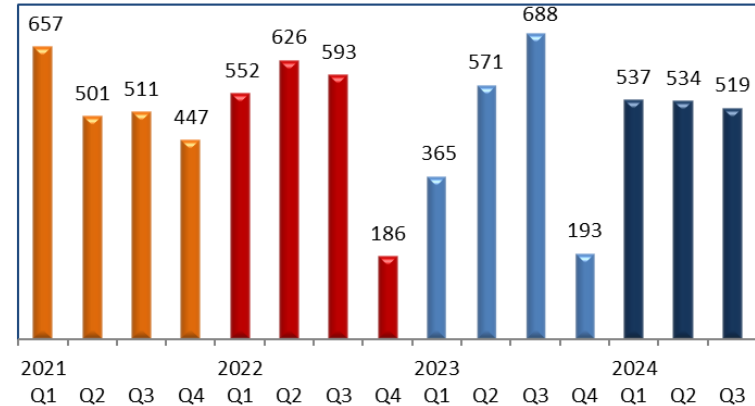


南山人壽

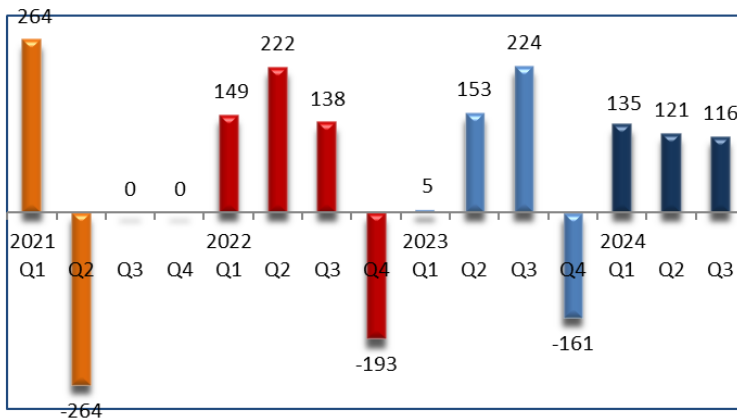
### Premium (100mn)



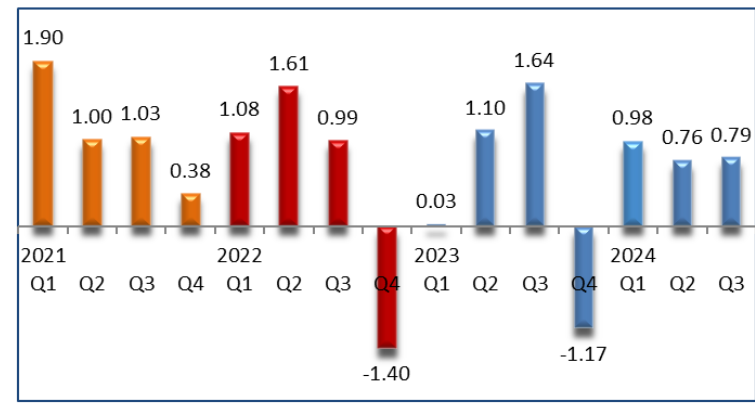
### Investment Gain (100mn)



### Net Income (100mn)



### EPS(TWD)





## Potential value

- Low cost of early construction land acquisition
- The investment market value is higher than the book value
- Brand image and goodwill

## Main growth drivers

Brands & E-commerce  
Life insurance business, Ruentex Development  
Biotech and new pharmaceuticals industry & Environmental protection industry

## Steady growth

- Diversified Industry Portfolio
- Long-term stable cash flow from Retail & Hyper-market
- With production base between China and Taiwan, and well-experienced, united and professional team

# Q & A



潤泰集團

潤泰全球股份有限公司  
RUENTEX INDUSTRIES LTD.

